



ಬೃಹತ್ ಬೆಂಗಳೂರು ಮಹಾನಗರ ಪಾಲಿಕೆ
Bruhat Bengaluru Mahanagara Palike



BBMP COVID-19 WAR ROOM 14.07.2022

BBMP / COVID-19 WAR ROOM / BULLETIN – 843 /14.07.2022 / #BBMPfightsCOVID19



OVERVIEW OF COVID-19 IN BENGALURU

CASE TRENDS ACTIVE CASES **6,252**

<u>Confirmed Cases</u>	<u>Recovered Cases</u>	<u>Death Cases</u>
1,068 18,16,541 #	974 17,93,318 #	0 16,971 #

HOSPITALIZATION **54**

<u>ICU – V</u>	<u>ICU</u>	<u>HDU</u>	<u>General</u>
-	6	1	47

INCLUDES GOVT. QUOTA AND PRIVATE WALK-IN HOSPITALIZATION

VACCINATION **11,876** 1,98,65,218 #

<u>First Dose</u>	<u>Second Dose</u>	<u>Precaution Dose</u>
2,656 96,43,037 #	5,230 93,28,913 #	3,990 8,93,268 #

TRIAGING

MTU
18

Tele Triage
734

ACTIVE CLUSTERS

11

Budding Clusters (<5 Cases)
11

Clusters (> 5 cases)
0

TESTING **17,194** 3,07,61,126 #

<u>Positivity : 5.36%</u>	<u>RAT</u>	<u>RTPCR</u>
<small>*FOR LAST 7 DAYS</small>	3,383	13,811

: indicates cumulative numbers till date



ABSTRACT OF COVID-19 SCENARIO IN BENGALURU



	MALE			FEMALE			TRANSGENDER			TOTAL		
	Last 24 Hours	Last 7 Days	Cumulative	Last 24 Hours	Last 7 Days	Cumulative	Last 24 Hours	Last 7 Days	Cumulative	Last 24 Hours	Last 7 Days	Cumulative
Positive Cases	577	3,447	10,72,710	491	2,835	7,42,939	0	0	196	1,068	6,282	18,16,541
Recovered Cases	534	3,282	10,58,423	440	2,776	7,34,803	0	0	185	974	6,058	17,93,318
Death Cases	0	1	10,748	0	0	6,219	0	0	4	0	1	16,971
Total Tests Done	In Last 24 hrs. : 17,194			In last 7 days : 1,18,252			Cumulative : 3,07,61,126					
Vaccine Doses Administered	In Last 24 hrs. : 11,876			In last 7 days : 71,933			Cumulative : 1,98,65,218					
ACTIVE CASES									6,252			

*Covid deaths occurred today : 00 | Covid deaths occurred beyond last 24 hrs., reported today : 00

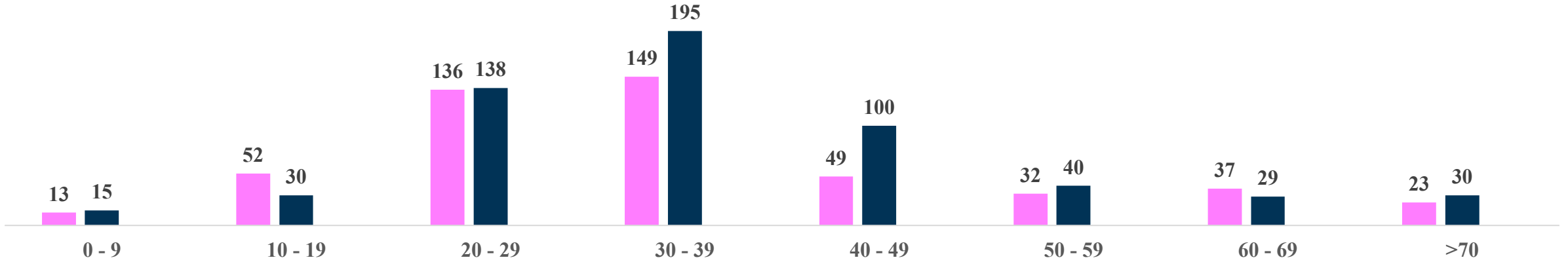


LAST 24 HOURS AGE GROUP AND GENDER WISE DISTRIBUTION



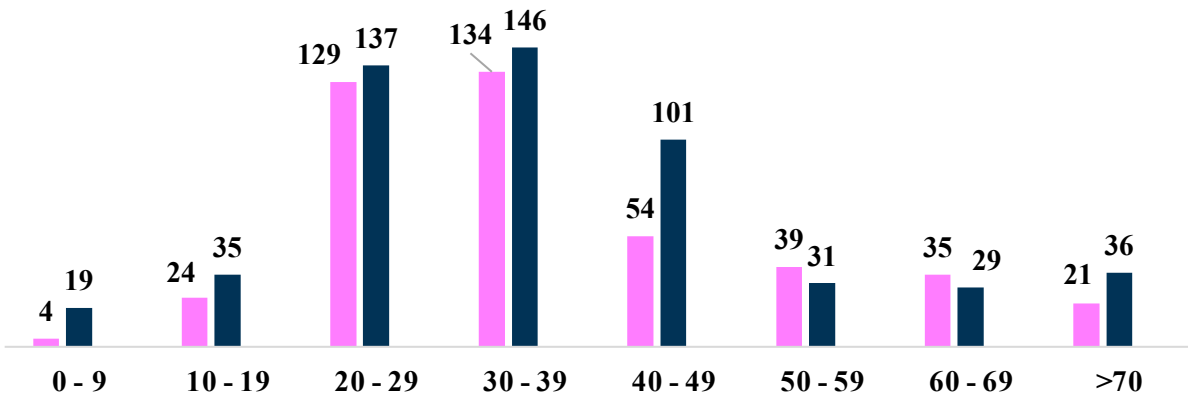
Positive Cases : 1,068

Female Male Transgender



Recovered Cases : 974

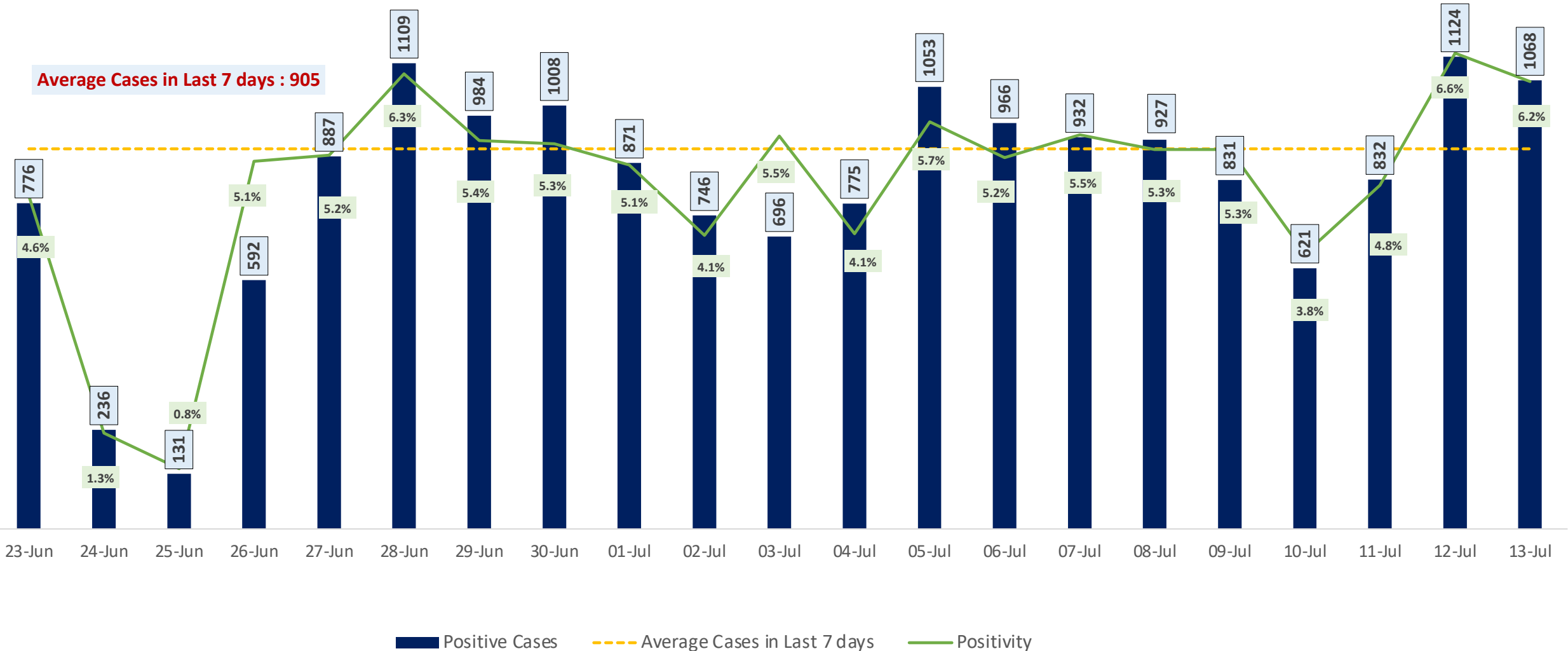
Death Cases : 0



0 to 9 10 to 19 20 to 29 30 to 39 40 to 49 50 to 59 60 to 69 >=70



POSITIVITY RATE OF BENGALURU – LAST 21 DAYS

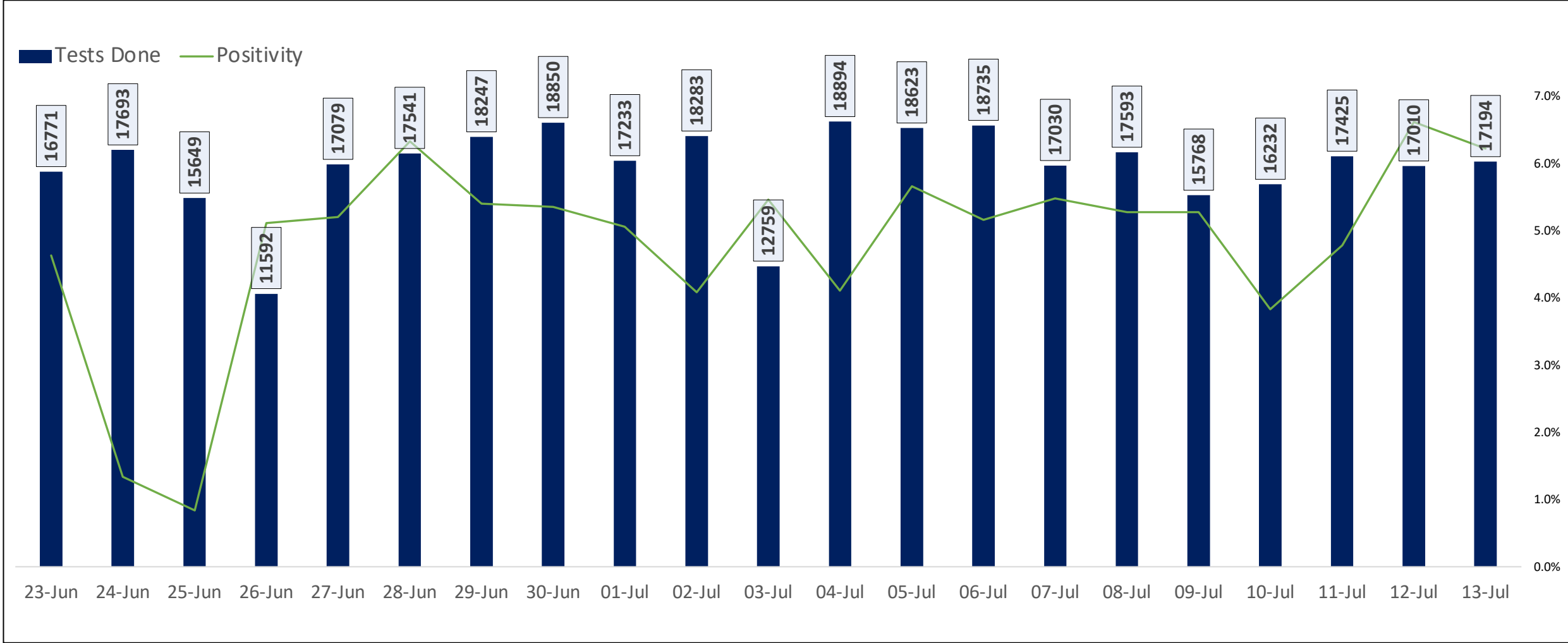




TESTING TRENDS IN BENGALURU

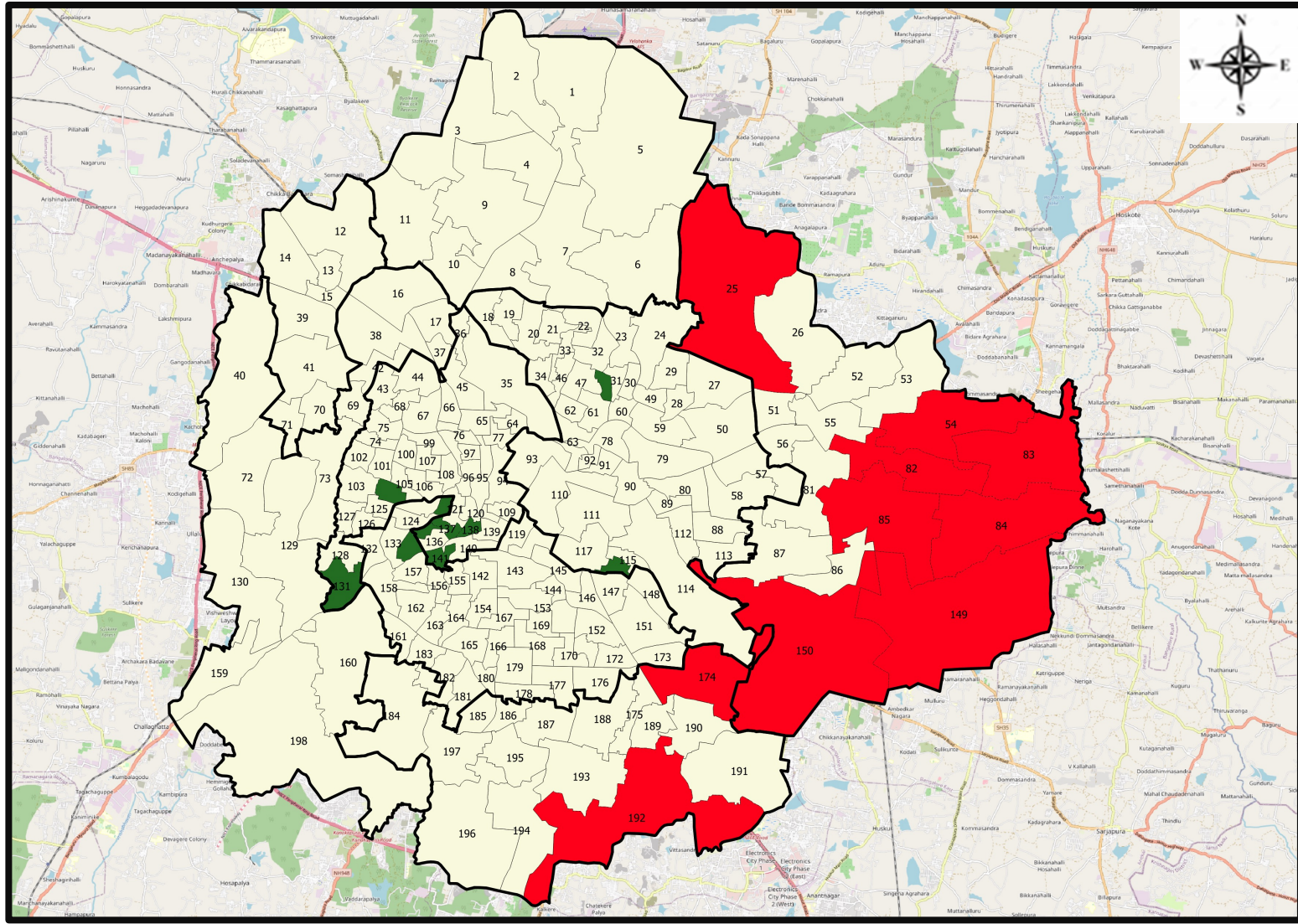


Total Test Conducted Till Date	Test Conducted Last 24 hours	Last 7 Days Average
3,07,61,126	17,194	16,893





BENGALURU URBAN MAP SHOWING TREND OF POSITIVE CASES IN LAST 7 DAYS



Top 10 wards reporting highest number of positive cases in last 7 days

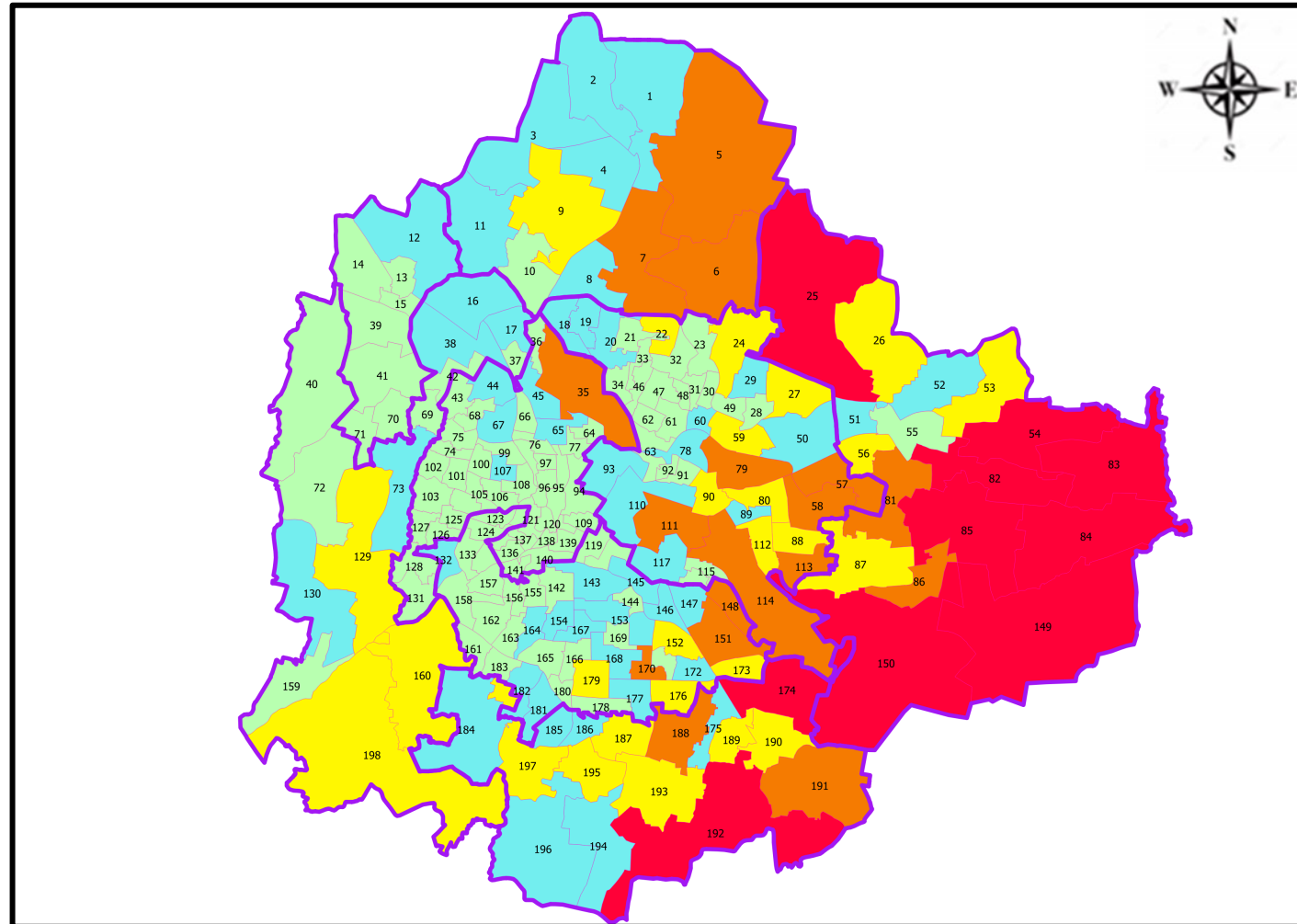
Ward No.	Ward Name	Daily Cases Average
150	Bellanduru	73
83	Kadugodi	50
85	Dodda Nekkundi	33
25	Horamavu	29
149	Varthuru	28
174	HSR Layout	27
54	Hudi	20
84	Hagadur	17
82	Garudachar Palya	16
192	Begur	15







Top 10 wards reporting least number of positive cases in last 7 days

Ward No.	Ward Name	Daily Cases Average
141	Azad Nagar	0
138	Chalavadipalya	0
137	Rayapura	0
135	Padarayanapura	0
134	Bapuji Nagar	0
131	Nayandahalli	0
122	Kempapura Agrahara	0
116	Nilasandra	0
104	Govindarajanagara	0
48	Muneshwara Nagar	0



BENGALURU MAP SHOWING INTENSITY OF POSITIVE CASES IN LAST 7 DAYS



-  **Level 1 : 0 to 10 Cases**
-  **Level 2 : 10 to 25 Cases**
-  **Level 3 : 25 to 50 Cases**
-  **Level 4 : 50 to 100 Cases**
-  **Level 5 : More than 100 Cases**
-  **Zone Boundaries**

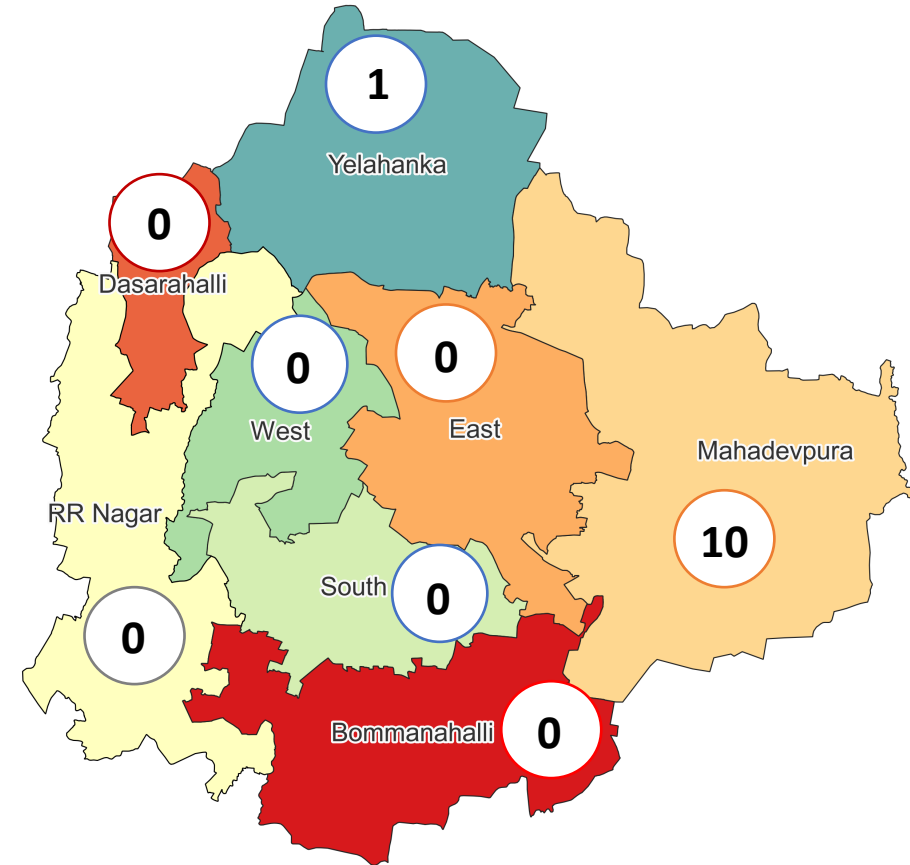


CLUSTER DETAILS



Zone Name	TOTAL CLUSTERS	Budding Clusters	Clusters	Outbreaks
		Less Than 5 Cases	5 To 14 Cases	More Than 14 Cases
BOMMANAHALLI	0 (-)	0 (-)	0 (-)	0 (-)
DASARAHALLI	0 (-)	0 (-)	0 (-)	0 (-)
EAST	0 (-)	0 (-)	0 (-)	0 (-)
MAHADEVPURA	10 (-)	10 (-)	0 (-)	0 (-)
RR NAGAR	0 (-)	0 (-)	0 (-)	0 (-)
SOUTH	0 (-)	0 (-)	0 (-)	0 (-)
WEST	0 (▼1)	0 (-)	0 (▼1)	0 (-)
YELAHANKHA	1 (-)	1 (-)	0 (-)	0 (-)
TOTAL	11 (▼1)	11 (-)	0 (▼1)	0 (-)

Total Active Clusters



Types of Clusters

Zone Name	Apartments/ Villa	Individual House	Hostels/Quarters	Others	Schools/Colleges
BOMMANAHALLI	0 (-)	0 (-)	0 (-)	0 (-)	0 (-)
DASARAHALLI	0 (-)	0 (-)	0 (-)	0 (-)	0 (-)
EAST	0 (-)	0 (-)	0 (-)	0 (-)	0 (-)
MAHADEVPURA	10 (-)	0 (-)	0 (-)	0 (-)	0 (-)
RR NAGAR	0 (-)	0 (-)	0 (-)	0 (-)	0 (-)
SOUTH	0 (-)	0 (-)	0 (-)	0 (-)	0 (-)
WEST	0 (▼1)	0 (-)	0 (-)	0 (-)	0 (-)
YELAHANKHA	1 (-)	0 (-)	0 (-)	0 (-)	0 (-)
TOTAL	11 (▼1)	0 (-)	0 (-)	0 (-)	0 (-)

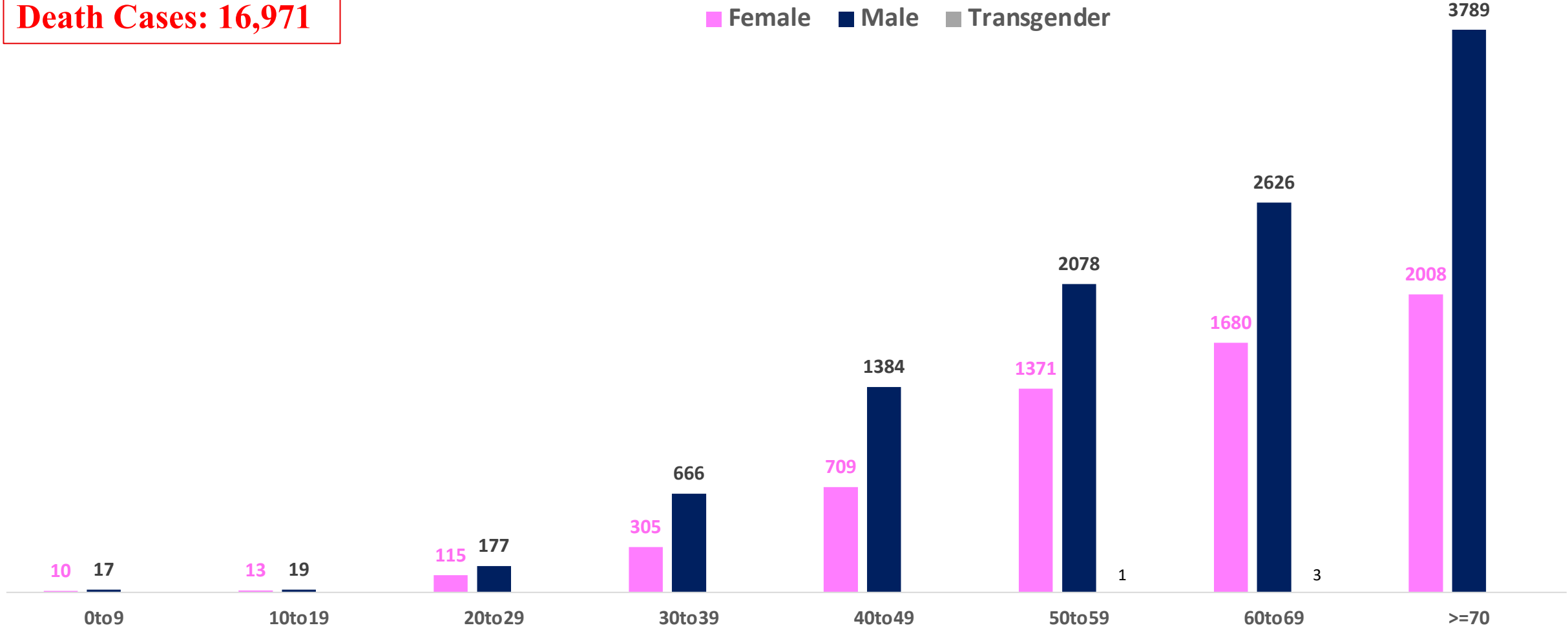
▲▼ : Shows increase and decrease in numbers as compared to previous day



AGE AND GENDER WISE DISTRIBUTION OF DEATH CASES



Death Cases: 16,971





VACCINATION COVERAGE AS ON 13.07.2022

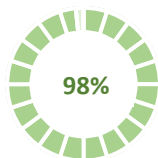
Total Doses Administered

1,98,65,218

▲ 11,876

Total 12-14 years Population : 2.82 Lakhs

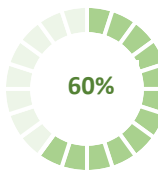
1ST DOSE



2,76,948
Doses administered

▲ 1,904

2ND DOSE

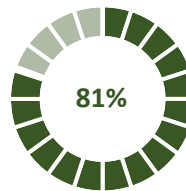


1,69,154
Doses administered

▲ 3,131

Total 15-18 years Population : 4.42 Lakhs

1ST DOSE



3,56,437
Doses administered

▲ 322

2ND DOSE

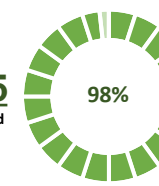


3,21,405
Doses administered

▲ 606

Total adult Population : 91.7 Lakhs

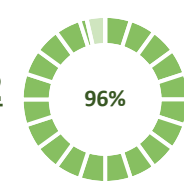
1ST DOSE



90,09,652
Doses administered

▲ 430

2ND DOSE



88,38,354
Doses administered

▲ 1,493

Priority Group*

Health Care Workers

Dose 1

2,10,352

Doses administered

▲ 2

Dose 2

2,06,989

Doses administered

▲ 2

Frontline Workers

Dose 1

3,81,915

Doses administered

▲ 2

Dose 2

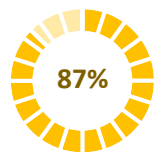
3,73,223

Doses administered

▲ 12

18 - 44 Years Coverage

Dose 1

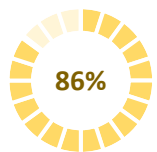


57,42,416

Doses administered

▲ 248

Dose 2



56,23,424

Doses administered

▲ 1,279

PRECAUTION DOSE



8,93,268

Doses administered

▲ 3,990

PRECAUTION DOSES ADMINISTERED

Health Care Workers

89,008

Booster Doses administered

▲ 199

Front Line Workers

1,19,263

Booster Doses administered

▲ 1,238

60 + Years Coverage

3,62,052

Booster Doses administered

▲ 603

18 + Years Coverage

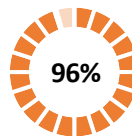
3,22,945

Booster Doses administered

▲ 1,950

45 – 59 Years Coverage

Dose 1

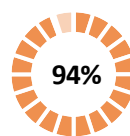


16,94,799

Doses administered

▲ 103

Dose 2



16,71,225

Doses administered

▲ 139

60 + Years Coverage

Dose 1



9,80,170

Doses administered

▲ 75

Dose 2



9,63,493

Doses administered

▲ 61

▲ indicates the increase in last 24 hours



COVID-19 SCENARIO IN BENGALURU AND OTHER METROPOLITIAN CITIES



CITY NAME	Positive Cases	Active Cases	Recovered	Deceased	Vaccine Doses Administered
New Delhi	19,41,905	1,966	19,13,651	26,288	3,53,57,327
Bengaluru*	18,16,541	6,252	17,93,318	16,971	2,29,06,020
Mumbai	11,18,911	3,006	10,96,280	19,625	2,15,53,674
Chennai	7,73,746	6,630	7,58,047	9,069	1,07,79,151
Kolkata	4,47,192	272	4,41,264	5,656	1,04,23,376

Source : <https://dashboard.cowin.gov.in/> at 4:15pm (14.07.2022)
Source : <https://www.covid19bharat.org/> at 4:15pm(14.07.2022)

*includes BBMP & Bengaluru Urban



SNAPSHOT OF COVID-19 CASES IN BENGALURU URBAN



**Total Wards With
< =10 Cases* :
89**

**Tests Conducted
On 13.07.2022:
17,194**

**Recovery
Rate:
98.72%**

**Total
Active Cases :
6,252**

**Total Vaccinated on
13.07.2022:
11,876**



**Positivity
Rate* :
5.36%**

**Active
Rate:
0.34%**

**Case
Fatality Rate* :
0.02%**

*Total positive cases In the past 7 days

*CFR and positivity is for Past 7 days

Download BBMP Bulletin	https://apps.bbmpgov.in/covid19/mediabulletin.php
For BBMPCovid19 Bed Status:	https://apps.bbmpgov.in/covid19/en/Bedstatus.php
To register for vaccination :	https://selfregistration.cowin.gov.in/
BBMP COVID19 Dashboard:	https://apps.bbmpgov.in/covid19/
Follow us on:	 www.facebook.com/bbmp.comm1/
	 twitter.com/BBMPCOMM



Issued by:

**Honorable Chief Commissioner, BBMP
Special Commissioner Health & IT, BBMP
MD, Bengaluru Smart City Limited**

THANK YOU !

